



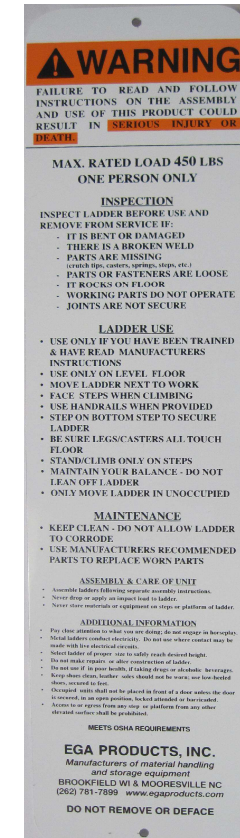
Warning Label
on center of 5th step or top step
(whichever is lower)



Manufacture Date Label
on center of step below Warning Label

FAILURE TO READ AND FOLLOW PROVIDED INFORMATION ON THE ASSEMBLY AND USE OF THIS PRODUCT COULD RESULT IN SERIOUS INJURY OR DEATH

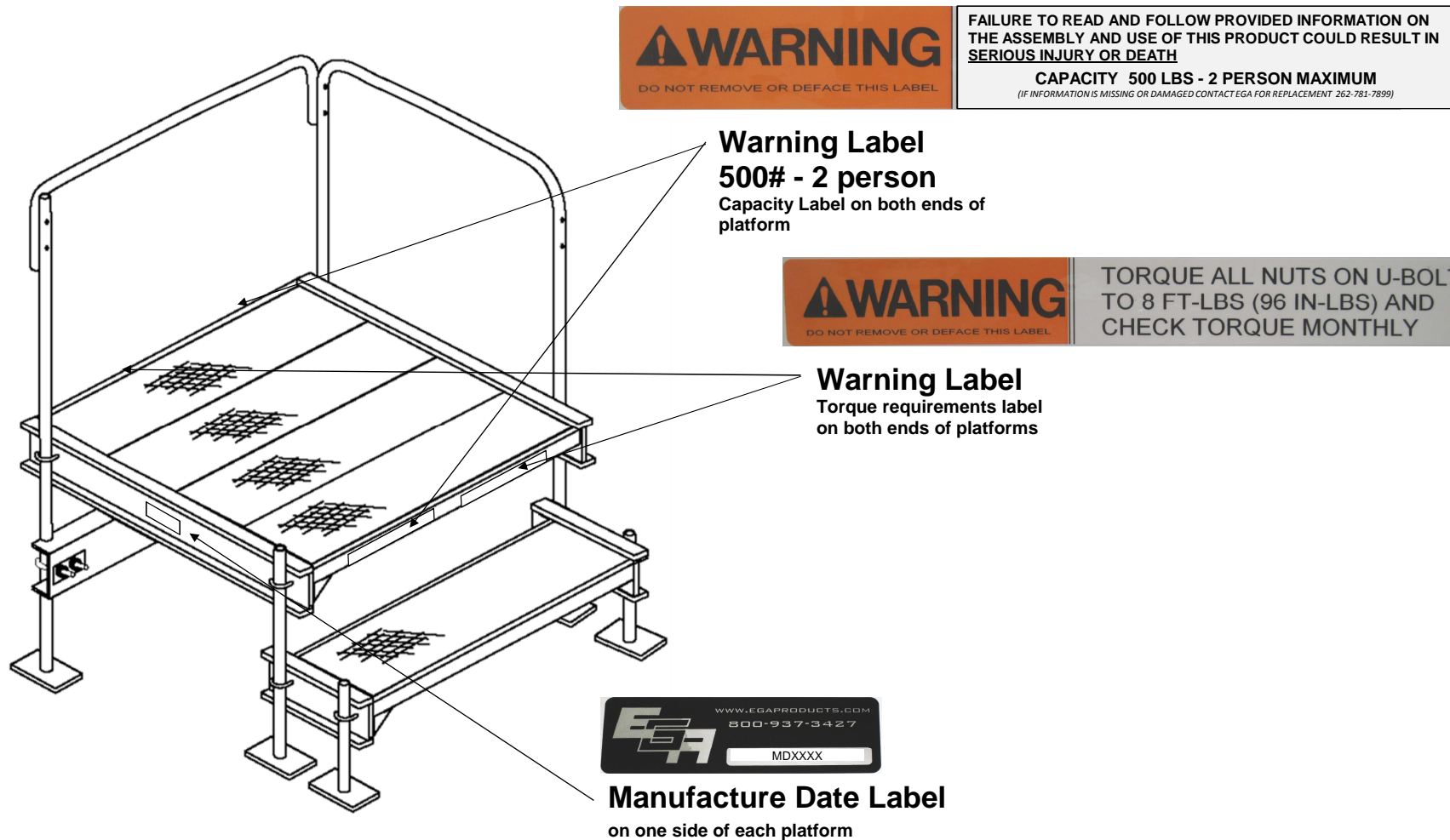
(IF INFORMATION IS MISSING OR DAMAGED CONTACT EGA FOR REPLACEMENT 262-781-7899)



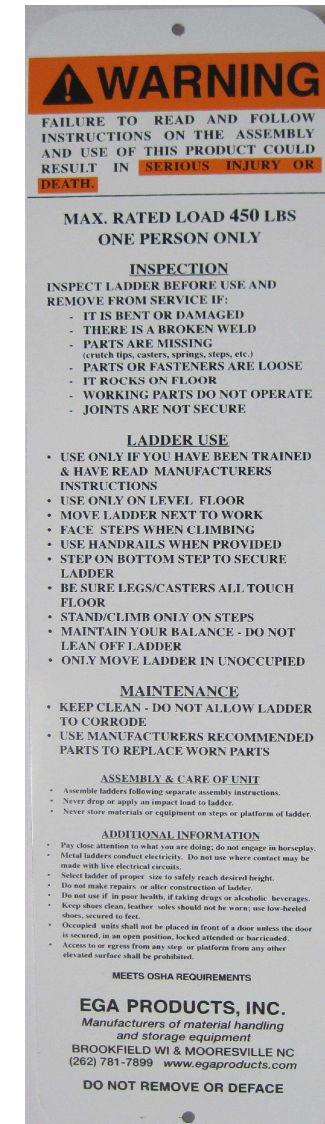
Alum Sign
450# - 1 person
rivet onto right side

PRODUCT LABELING - SQUARE TUBE LD'S - SERIES L, L-BIN, U, Z, R, J, K

LBL 1



PRODUCT LABELING - CUSTOM WORK PLATFORMS ANY CONFIGURATION



PRODUCT LABELING - SQUARE TUBE LADDERS - SERIES S

! WARNING

DO NOT REMOVE OR DEFACE LABEL

FAILURE TO READ AND FOLLOW PROVIDED INFORMATION ON THE ASSEMBLY AND USE OF THIS PRODUCT COULD RESULT IN SERIOUS INJURY OR DEATH

(IF INFORMATION IS MISSING OR DAMAGED CONTACT EGA FOR REPLACEMENT 262-781-7899)



! WARNING

FAILURE TO READ AND FOLLOW INSTRUCTIONS ON THE ASSEMBLY AND USE OF THIS PRODUCT COULD RESULT IN **SERIOUS INJURY OR DEATH.**

MAX. RATED LOAD 800 LBS
TWO PERSONS MAX

INSPECTION

INSPECT LADDER BEFORE USE AND REMOVE FROM SERVICE IF:

- IT IS BENT OR DAMAGED
- THERE IS A BROKEN WELD
- PARTS ARE MISSING (rungs, lips, casters, springs, steps, etc.)
- PARTS OR FASTENERS ARE LOOSE
- IT ROCKS ON FLOOR
- WORKING PARTS DO NOT OPERATE
- JOINTS ARE NOT SECURE

LADDER USE

- USE ONLY IF YOU HAVE BEEN TRAINED & HAVE READ MANUFACTURERS INSTRUCTIONS
- USE ONLY ON LEVEL FLOOR
- MOVE LADDER NEXT TO WORK
- FACE STEPS WHEN CLIMBING
- USE HANDRAILS WHEN PROVIDED
- STEP ON BOTTOM STEP TO SECURE LADDER
- BE SURE LEGS/CASTERS ALL TOUCH FLOOR
- STAND/CLIMB ONLY ON STEPS
- MAINTAIN YOUR BALANCE - DO NOT LEAN OFF LADDER
- ONLY MOVE LADDER IN UNOCCUPIED

MAINTENANCE

- KEEP CLEAN - DO NOT ALLOW LADDER TO CORRODE
- USE MANUFACTURERS RECOMMENDED PARTS TO REPLACE WORN PARTS

ASSEMBLY & CARE OF UNIT

- Assemble ladders following separate assembly instructions.
- Never drop or apply an impact load to ladder.
- Never place materials or equipment on steps or platform of ladder.

ADDITIONAL INFORMATION

- Pay close attention to what you are doing; do not engage in horseplay.
- Metal ladders conduct electricity. Do not use where contact may be made with live electrical circuits.
- Select ladder of proper size to safely reach desired height.
- Do not make repairs or alter construction of ladder.
- Do not use if in poor health, if taking drugs or alcoholic beverages.
- Keep shoes clean, leather soles should not be worn; use low-heeled shoes, secured to feet.
- Overhead units shall not be placed in front of a door unless the door is secured, in an open position, locked attended or barricaded.
- Access to or egress from any step or platform from any other elevated surface shall be prohibited.

MEETS OSHA REQUIREMENTS

EGA PRODUCTS, INC.
Manufacturers of material handling and storage equipment
BROOKFIELD WI & MOORESVILLE NC
(262) 781-7899 www.egaproducts.com

DO NOT REMOVE OR DEFACE

PRODUCT LABELING - SQUARE TUBE LADDERS - W SERIES



FAILURE TO READ AND FOLLOW PROVIDED INFORMATION ON THE ASSEMBLY AND USE OF THIS PRODUCT COULD RESULT IN SERIOUS INJURY OR DEATH

(IF INFORMATION IS MISSING OR DAMAGED CONTACT EGA FOR REPLACEMENT 262-781-7899)

Warning Label
on center of 5th step or top step
(whichever is lower)



Manufacture Date Label
on center of step below
Warning Label



Alum Sign
300# - 1 person
rivet onto right side

WARNING

FAILURE TO READ AND FOLLOW INSTRUCTIONS ON THE ASSEMBLY AND USE OF THIS PRODUCT COULD RESULT IN **SERIOUS INJURY OR DEATH.**

**MAX. RATED LOAD 300 LBS
ONE PERSON ONLY**

INSPECTION
INSPECT LADDER BEFORE USE AND REMOVE FROM SERVICE IF:

- IT IS BENT OR DAMAGED
- THERE IS A BROKEN WELD
- PARTS ARE MISSING (cracks, tips, casters, springs, steps, etc.)
- PARTS OR FASTENERS ARE LOOSE
- IT ROCKS ON FLOOR
- WORKING PARTS DO NOT OPERATE
- JOINTS ARE NOT SECURE

LADDER USE

- USE ONLY IF YOU HAVE BEEN TRAINED & HAVE READ MANUFACTURERS INSTRUCTIONS
- USE ONLY ON LEVEL FLOOR
- MOVE LADDER NEXT TO WORK
- FACE STEPS WHEN CLIMBING
- USE HANDRAILS WHEN PROVIDED
- STEP ON BOTTOM STEP TO SECURE LADDER
- BE SURE LEGS/CASTERS ALL TOUCH FLOOR
- STAND/CLIMB ONLY ON STEPS
- MAINTAIN YOUR BALANCE - DO NOT LEAN OFF LADDER
- ONLY MOVE LADDER IF UNOCCUPIED

MAINTENANCE

- KEEP CLEAN - DO NOT ALLOW LADDER TO CORRODE
- USE MANUFACTURERS RECOMMENDED PARTS TO REPLACE WORN PARTS

ASSEMBLY & CARE OF UNIT

- Assemble ladders following separate assembly instructions.
- Never drop or apply an impact load to ladder.
- Never store materials or equipment on steps or platform of ladder.

ADDITIONAL INFORMATION

- Pay close attention to what you are doing; do not engage in horseplay.
- Metal ladders conduct electricity; do not use where contact may be made with live electrical circuits.
- Select ladder of proper size to safely reach desired height.
- Do not make repairs or alter construction of ladder.
- Do not use if in poor health, if taking drugs or alcoholic beverages.
- Keep shoes (flame, leather soles should not be worn, one toe-heeled shoes, secured to feet).
- Occupied units shall not be placed in front of a door unless the door is secured, in an open position, locked, attended or barricaded.
- Access to or egress from any step or platform from any other elevated surface shall be prohibited.

MEETS OSHA REQUIREMENTS

EGA PRODUCTS, INC.
Manufacturers of material handling and storage equipment
BROOKFIELD WI & MCORESVILLE NC
(262) 781-7899

DO NOT REMOVE OR DEFACE

PRODUCT LABELING - SQUARE TUBE ALUM WORK PLATFORMS - A SERIES



FAILURE TO READ AND FOLLOW PROVIDED INFORMATION ON THE ASSEMBLY AND USE OF THIS PRODUCT COULD RESULT IN SERIOUS INJURY OR DEATH

(IF INFORMATION IS MISSING OR DAMAGED CONTACT EGA FOR REPLACEMENT 262-781-7899)

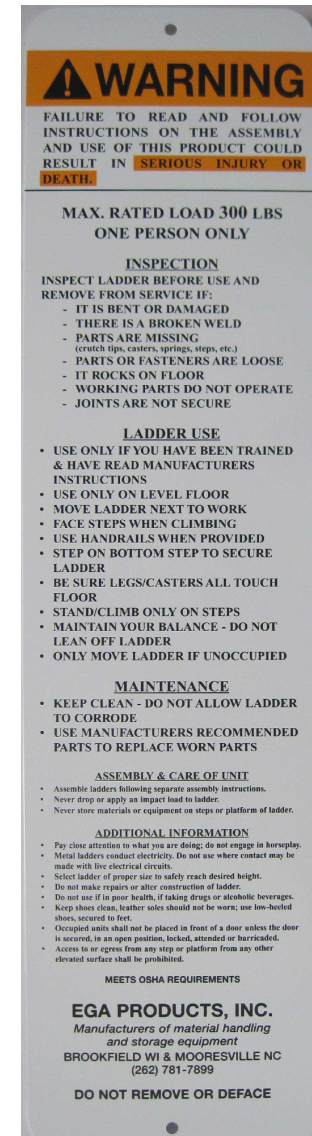
Warning Label
on center of 5th step or top step
(whichever is lower)



Manufacture Date Label
on center of step below
Warning Label



Alum Sign
300# - 1 person
rivet onto right side



PRODUCT LABELING - ROUND TUBE ALUMINUM LADDERS

LBL 6



FAILURE TO READ AND FOLLOW PROVIDED INFORMATION ON THE ASSEMBLY AND USE OF THIS PRODUCT COULD RESULT IN SERIOUS INJURY OR DEATH

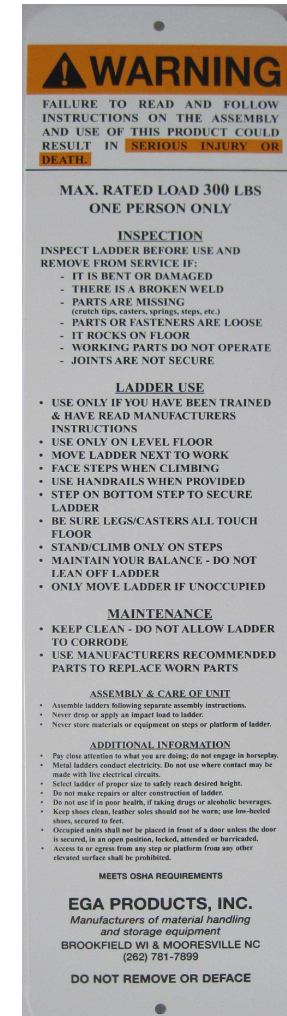
(IF INFORMATION IS MISSING OR DAMAGED CONTACT EGA FOR REPLACEMENT 262-781-7899)

Warning Label
on center of 5th step or top step
(whichever is lower) both
ends of platform



Manufacture Date Label
on center of step below
Warning Label - 1 end only

Alum Sign
300# - 1 person
rivet onto right side



PRODUCT LABELING - SQUARE TUBE DOUBLE ENTRY LADDERS - E SERIES

LBL 7



FAILURE TO READ AND FOLLOW PROVIDED INFORMATION ON THE ASSEMBLY AND USE OF THIS PRODUCT COULD RESULT IN SERIOUS INJURY OR DEATH

(IF INFORMATION IS MISSING OR DAMAGED CONTACT EGA FOR REPLACEMENT 262-781-7899)

Warning Label

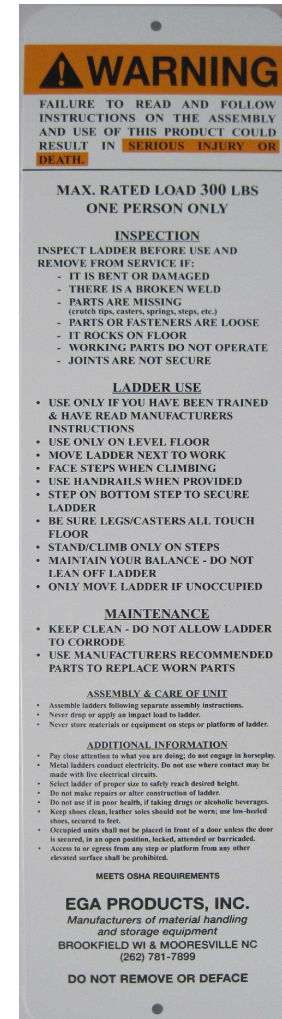
on center of 5th step or top step
(whichever is lower) both
ends of platform



Manufacture Date


Label on center of step below
Warning Label - 1 end only

Alum Sign
300# - 1 person
rivet onto right side



PRODUCT LABELING - SQUARE TUBE CROSSOVER LADDERS - C SERIES

LBL 8

	<p>FAILURE TO READ AND FOLLOW PROVIDED INFORMATION ON THE ASSEMBLY AND USE OF THIS PRODUCT COULD RESULT IN SERIOUS INJURY OR DEATH</p> <p>CAPACITY 450 LBS - 1 PERSON MAXIMUM <small>(IF INFORMATION IS MISSING OR DAMAGED CONTACT EGA FOR REPLACEMENT 262-781-7899)</small></p>
--	---



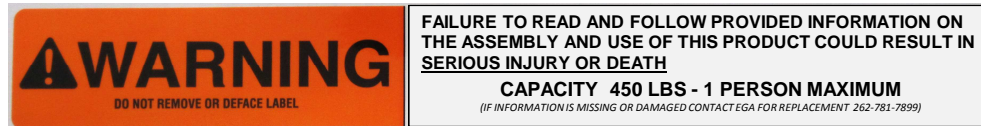
Warning Label
 apply on both sides



Manufacture Date Label apply along side Warning Label on Side 2

White Safety Directions tag
 elastic strap to side tube

PRODUCT LABELING - SMALL LADDERS - 1 STEP



Warning Label
apply label on top step




Manufacture Date Label
apply along side Warning Label on top step

White Safety Directions tag
elastic strap to side tube

PRODUCT LABELING - SMALL LADDERS - 2 STEP

LBL 10



Warning Label
on rear of top shelf, centered on
shelf unit

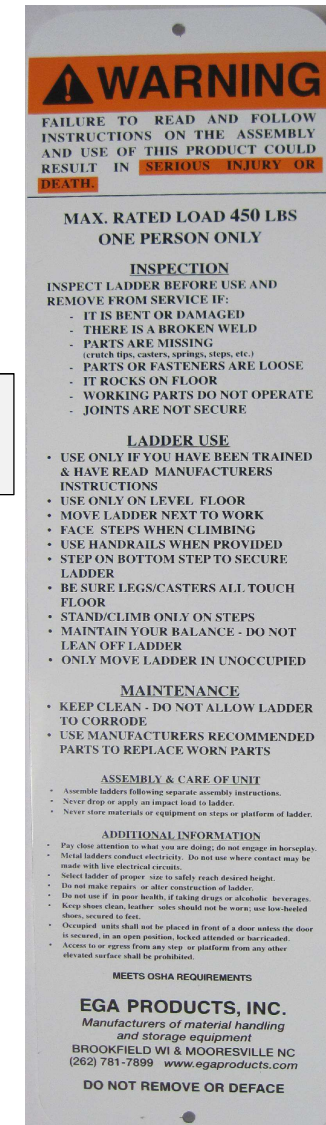


Warning Label
on center of 5th step or top step
(whichever is lower)

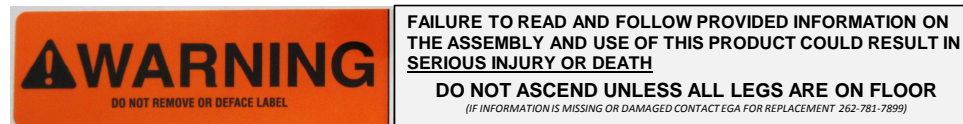
Alum Sign
450# - 1 person
rivet onto right side



**Manufacture Date
Label** ON CENTER OF STEP
BELOW WARNING LABEL



PRODUCT LABELING - STOCK PICKING LADDERS (P SERIES)

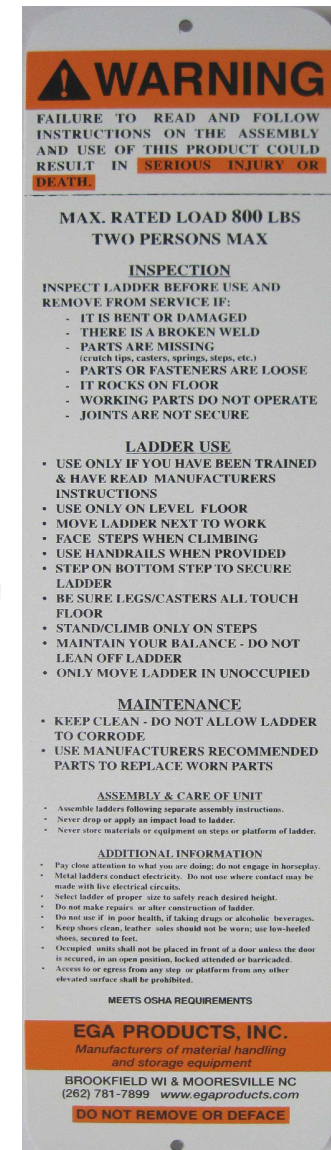


Warning Label
on center of 5th step or top step
(whichever is lower)
both ends



Manufacture Date Label
next to lower warning label
- one end only

Alum Sign
800# - 2 person
rivet onto riveting plate
one place only



PRODUCT LABELING - DUAL ACCESS MOBILE PLATFORMS (D SERIES)

LBL 12



FAILURE TO READ AND FOLLOW PROVIDED INFORMATION ON THE ASSEMBLY AND USE OF THIS PRODUCT COULD RESULT IN SERIOUS INJURY OR DEATH

CAPACITY 300 LBS - 1 PERSON MAXIMUM
(IF INFORMATION IS MISSING OR DAMAGED CONTACT EGA FOR REPLACEMENT 262-781-7899)

Warning Label

on center of 6th rung or top rung
 (whichever is lower) from
 bottom



Manufacture Date Label

mount on side of side rail

PRODUCT LABELING - DOCK LADDERS (DT & DS SERIES)



FAILURE TO READ AND FOLLOW PROVIDED INFORMATION ON THE ASSEMBLY AND USE OF THIS PRODUCT COULD RESULT IN SERIOUS INJURY OR DEATH

CAPACITY 500 LBS - 2 PERSON MAXIMUM

(IF INFORMATION IS MISSING OR DAMAGED CONTACT EGA FOR REPLACEMENT 262-781-7899)

Warning Label

on center of 6th step or top step
(whichever is lower)
both ends




Manufacture Date

Label along side of the Warning
Label

PRODUCT LABELING - INDUSTRIAL STAIRS

LBL 14



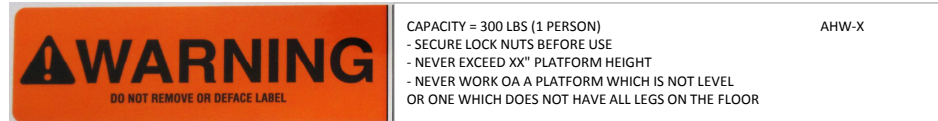
 WARNING DO NOT REMOVE OR DEFACE THIS LABEL	FAILURE TO READ AND FOLLOW PROVIDED INFORMATION ON THE ASSEMBLY AND USE OF THIS PRODUCT COULD RESULT IN SERIOUS INJURY OR DEATH
	CAPACITY 300 LBS - 1 PERSON MAXIMUM
	<small>(IF INFORMATION IS MISSING OR DAMAGED CONTACT EGA FOR REPLACEMENT 262-781-7899)</small>

Warning Label
 on side of rail at 6th rung or top rung (whichever is lower) from bottom



Manufacture Date Label
 on side of rail at 3rd rung from bottom

PRODUCT LABELING - VERTICAL LADDERS (FC & FV LADDERS)

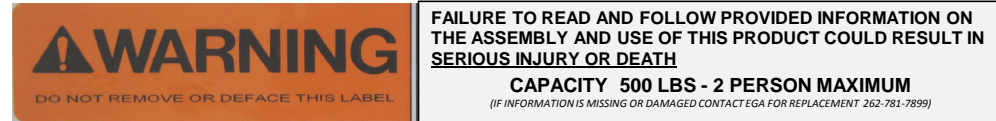


Warning Label
 on center of platform (1 side)
 label H for high units
 label L for low units



Manufacture Date Label on end plate of unit

PRODUCT LABELING - ADJ. HT PLATFORMS (AHW-H & AHW-L)



Warning Label
at center of 1 platform



**Manufacture Date
Label** at center of the second
platform

PRODUCT LABELING - FIXED HEIGHT 2 STEP WORK PLATFORMS



Manufacture Date

Label at center of side opposite
WARNING label



FAILURE TO READ AND FOLLOW PROVIDED INFORMATION ON
THE ASSEMBLY AND USE OF THIS PRODUCT COULD RESULT IN
SERIOUS INJURY OR DEATH

CAPACITY 350 LBS - 1 PERSON MAXIMUM

(IF INFORMATION IS MISSING OR DAMAGED CONTACT EPA FOR REPLACEMENT 262-781-7899)

Warning Label
at center of one long side

PRODUCT LABELING - STEP STOOLS

LBL 18



WARNING
FAILURE TO READ AND FOLLOW INSTRUCTIONS ON THE ASSEMBLY AND USE OF THIS PRODUCT COULD RESULT IN **SERIOUS INJURY OR DEATH.**

**MAX. RATED LOAD 450 LBS
ONE PERSON ONLY**

INSPECTION
INSPECT LADDER BEFORE USE AND REMOVE FROM SERVICE IF:

- IT IS BENT OR DAMAGED
- THERE IS A BROKEN WELD
- PARTS ARE MISSING (crack tips, casters, springs, steps, etc.)
- PARTS OR FASTENERS ARE LOOSE
- IT ROCKS ON FLOOR
- WORKING PARTS DO NOT OPERATE
- JOINTS ARE NOT SECURE

LADDER USE

- USE ONLY IF YOU HAVE BEEN TRAINED & HAVE READ MANUFACTURERS INSTRUCTIONS
- USE ONLY ON LEVEL FLOOR
- MOVE LADDER NEXT TO WORK
- FACE STEPS WHEN CLIMBING
- USE HANDRAILS WHEN PROVIDED
- STEP ON BOTTOM STEP TO SECURE LADDER
- BE SURE LEGS/CASTERS ALL TOUCH FLOOR
- STAND/CLIMB ONLY ON STEPS
- MAINTAIN YOUR BALANCE - DO NOT LEAN OFF LADDER
- ONLY MOVE LADDER IN UNOCCUPIED

MAINTENANCE

- KEEP CLEAN - DO NOT ALLOW LADDER TO CORRODE
- USE MANUFACTURERS RECOMMENDED PARTS TO REPLACE WORN PARTS

ASSEMBLY & CARE OF UNIT

- Assemble ladders following separate assembly instructions.
- Never drop or apply an impact load to ladder.
- Never store materials or equipment on steps or platform of ladder.

ADDITIONAL INFORMATION

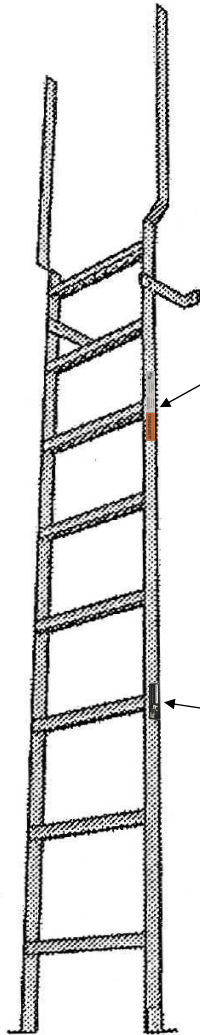
- Pay close attention to what you are doing; do not engage in horseplay.
- Metal ladders conduct electricity. Do not use where contact may be made with live electrical circuits.
- Select ladder of proper size to safely reach desired height.
- Do not make repairs or alter construction of ladder.
- Do not use if in poor health, if taking drugs or alcoholic beverages.
- Keep shoes clean; leather soles should not be worn; use low-heeled shoes, secured to feet.
- Occupied units shall not be placed in front of a door unless the door is secured, in an open position, locked attended or barricaded.
- Access to or egress from any step or platform from any other elevated surface shall be prohibited.

MEETS OSHA REQUIREMENTS

EGA PRODUCTS, INC.
Manufacturers of material handling and storage equipment
BROOKFIELD WI & MOORESVILLE NC
(262) 781-7899 www.egaproducts.com

DO NOT REMOVE OR DEFACE

PRODUCT LABELING - FIXED H SERIES LADDERS



FAILURE TO READ AND FOLLOW PROVIDED INFORMATION ON THE ASSEMBLY AND USE OF THIS PRODUCT COULD RESULT IN **SERIOUS INJURY OR DEATH**

CAPACITY 350 LBS - 1 PERSON MAXIMUM

(IF INFORMATION IS MISSING OR DAMAGED CONTACT EGA FOR REPLACEMENT 262-781-7899)

Warning Label
on side of rail at 6th rung or top
rung (whichever is lower) from
bottom



**Manufacture Date
Label** on side rail at 3rd rung
from bottom

PRODUCT LABELING - V STYLE DOCK LADDERS



FAILURE TO READ AND FOLLOW PROVIDED INFORMATION ON THE ASSEMBLY AND USE OF THIS PRODUCT COULD RESULT IN **SERIOUS INJURY OR DEATH**

CAPACITY 500 LBS - 1 PERSON MAXIMUM

(IF INFORMATION IS MISSING OR DAMAGED CONTACT EGA FOR REPLACEMENT 262-781-7899)

Warning Label

midway between top rung and vinyl grip on left side exterior as shown, with WARNING to the top



Manufacture Date

Label on outside of top left standoff bracket

PRODUCT LABELING - RTDT DOCK LADDERS

LBL 21



FAILURE TO READ AND FOLLOW PROVIDED INFORMATION ON THE ASSEMBLY AND USE OF THIS PRODUCT COULD RESULT IN SERIOUS INJURY OR DEATH

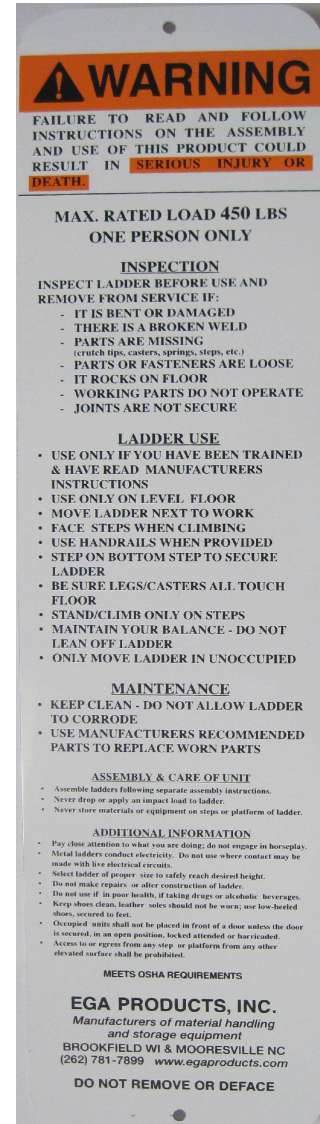
(IF INFORMATION IS MISSING OR DAMAGED CONTACT EGA FOR REPLACEMENT 262-781-7899)

Warning Label
on center of 5th step or top step
(whichever is lower)



Manufacture Date Label at center of step below
WARNING label

Alum Sign
450# - 1 person
rivet onto right side



PRODUCT LABELING - ROUND TUBE LADDERS

LBL 22



FAILURE TO READ AND FOLLOW PROVIDED INFORMATION ON THE ASSEMBLY AND USE OF THIS PRODUCT COULD RESULT IN SERIOUS INJURY OR DEATH

(IF IF INFORMATION IS MISSING OR DAMAGED CONTACT EGA FOR REPLACEMENT 262-781-7899)

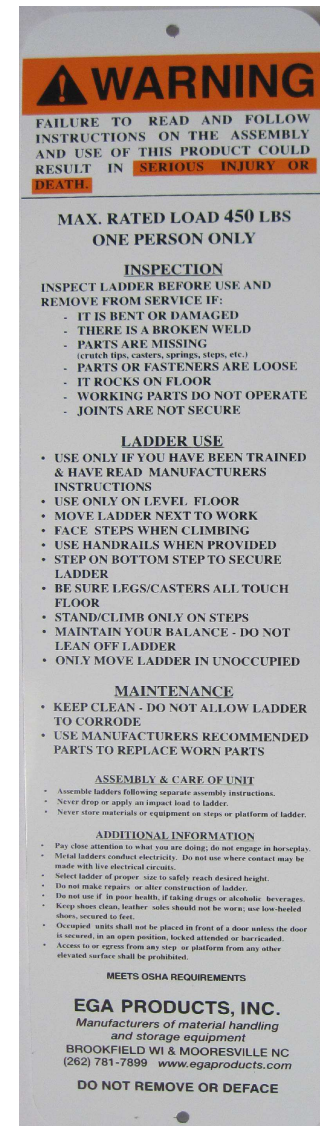
Warning Label
at center of step below platform



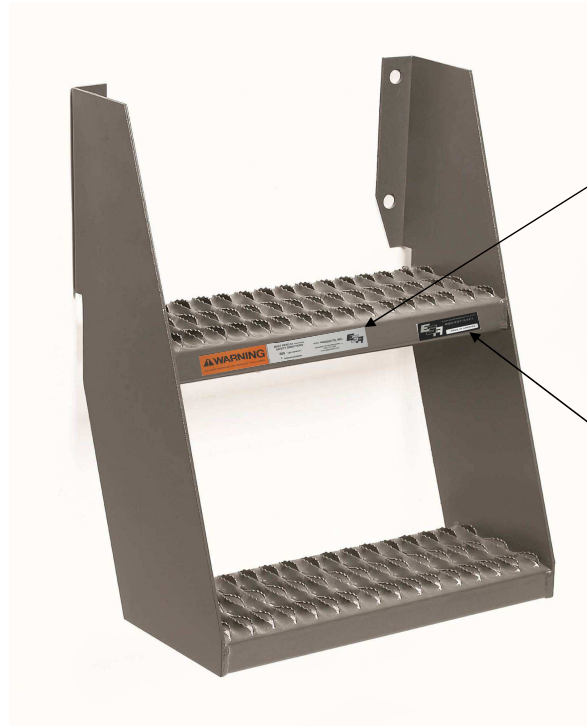
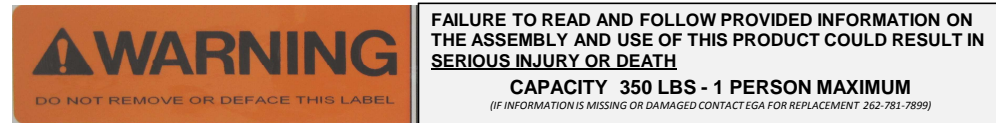
Manufacture Date Label at center of step below WARNING label



Alum Sign
450# - 1 person
rivet onto right side



PRODUCT LABELING - TRUCK LADDERS



Warning Label
at center left of top step



**Manufacture Date
Label** at center right of top step

PRODUCT LABELING - WALL MOUNTED STEPS